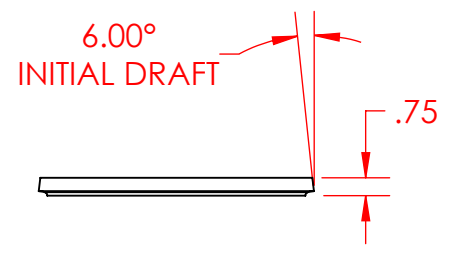


4

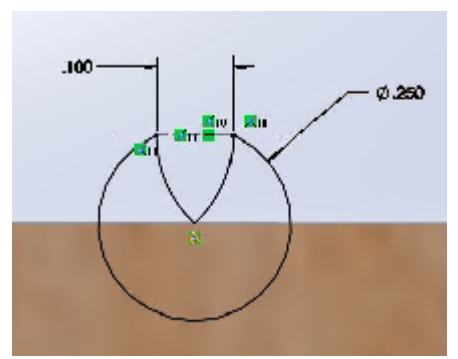
3

2

1



TOP VIEW

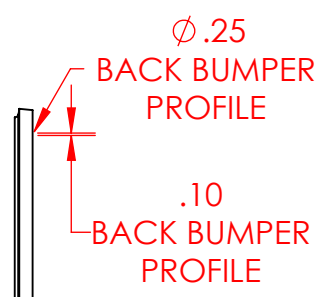
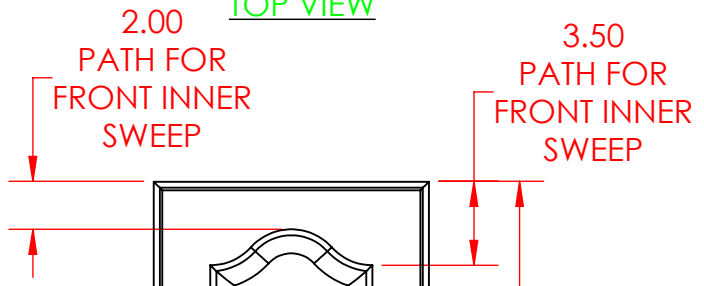


BACK BUMPER PROFILE

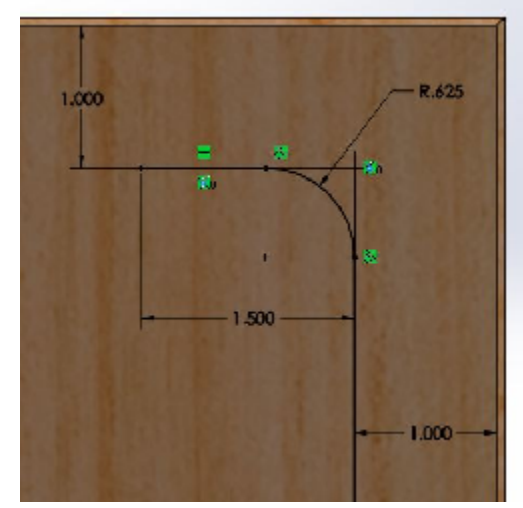


FRONT TOP RIGHT ISOMETRIC VIEW


- SHEET NOTES:**
SUGGESTED FEATURE ORDER OF DESIGN
1. BASE FEATURE ON FRONT PLANE - EXTRUDE TO THE REAR (TO MAKE THE DRAFT FEATURE WORK)
MASS = 5.879 POUNDS,
CENTER OF MASS - X = 0, Y = 0, Z = -0.374
 2. FRONT EDGE SWEEP - PATH IS OUTER EDGE OF DOOR - PROFILE AS SHOWN
MASS = 5.776 POUNDS,
CENTER OF MASS - X = 0, Y = 0, Z = -0.379
 3. FRONT INNER SWEEP - PATH AS SHOWN IN DRAWING - PROFILE AS SHOWN - OUTER END OF PROFILE ON PATH
MASS = 5.537 POUNDS,
CENTER OF MASS - X = 0, Y = 0.012, Z = -0.391
 4. BACK BUMPER CUT - BACK BUMPER CUT END REVOLVE - MIRROR
MASS = 5.519,
CENTER OF MASS - X = 0.014, Y = 0.013, Z = -0.390
 5. WITH THE BACK BUMPER -
MASS = 5.548,
CENTER OF MASS - X = -0.009, Y = 0.012, Z = -0.392



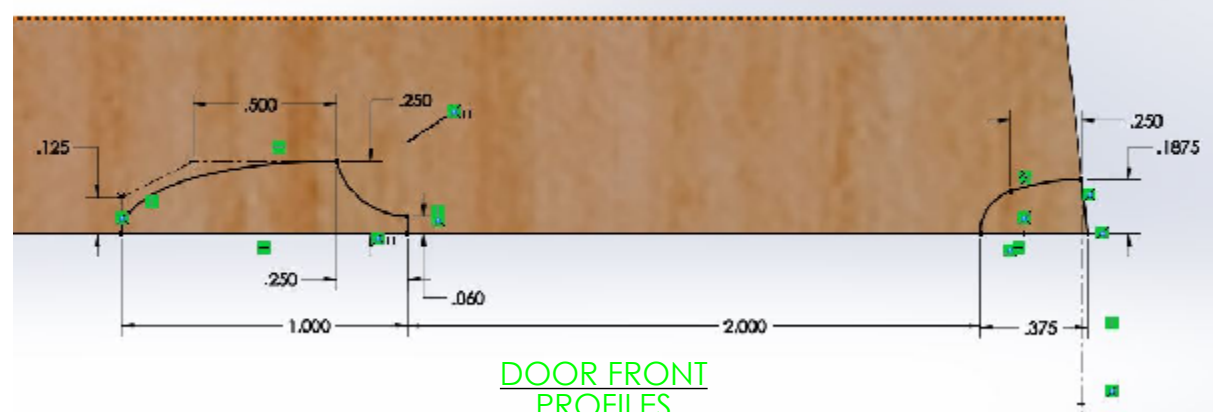
0.25 BACK BUMPER CUT PROFILE



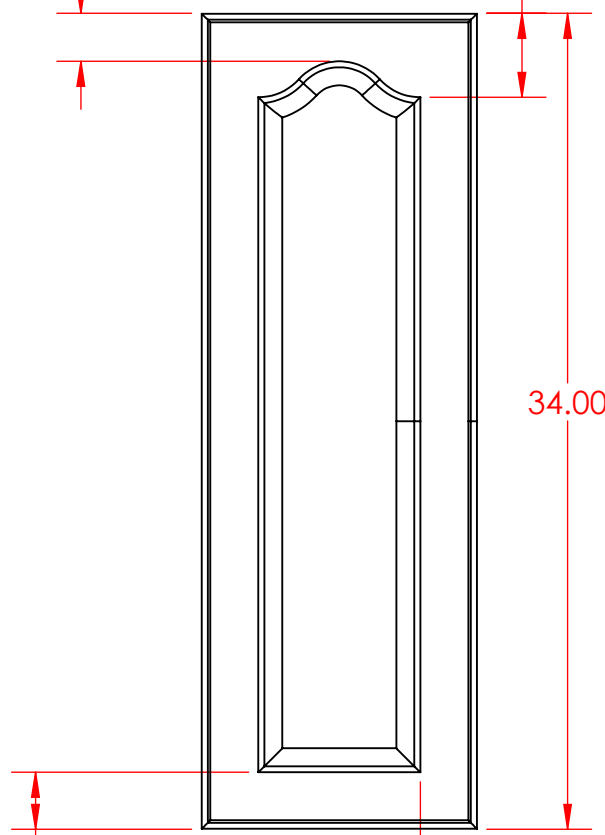
BACK BUMPER CUT PATH



BACK VIEW

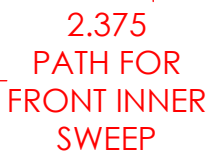


DOOR FRONT PROFILES



FRONT VIEW

RIGHT VIEW



FRONT VIEW

PROPRIETARY AND CONFIDENTIAL
THE INFORMATION CONTAINED IN THIS DRAWING AND ANY RELATED MATERIAL IS THE SOLE PROPERTY OF ENTERPRISE DESIGN AND INNOVATIONS. ANY SHARING OF THIS INFORMATION, IN WHOLE OR ANY PART THEREOF IS PROHIBITED WITHOUT EXPRESS WRITTEN CONSENT OF ENTERPRISE DESIGN AND INNOVATIONS.

CABINET DOOR 87632D				REVISIONS DATE:	ITEM:	NAME	DATE	UNITS IN INCHES TOLERANCES ARE 0.010 INCHES UNLESS OTHERWISE NOTED
DOOR COMPONENTS						DRAWN	CSS 4/14/18	
HARDWARE						CHECKED	000 000	
						APPV.	000 000	
						MATERIAL	Beech	
SHEET 1	SHEET SCALE 1:8	SHEET SIZE B	REV			VERSION DATE	4/24/2018	SHEET FILE NAME: 04-Cabinet-Door-Sweeps-1



4

3

2

1

B

B

A

A